

Axial Lead and Cartridge Fuses

Designed to IEC Standard

RoHS **5 x 20 mm** Fast-Acting Fuse 216P Series



- Designed to International (IEC) Standards for use globally.
- Meets the IEC 60127-2, Sheet 1 specification for Fast Acting Fuses.
- Available in Cartridge and Axial Lead Form.
- Available in ratings of 0.050 to 16 amperes.
- High breaking capacity.
- RoHS compliant and Lead-Free
- Improved I²t

ELECTRICAL CHARACTERISTICS:


| % of Ampere Rating | Ampere Rating | Opening Time |
|--------------------|---------------|---|
| 150% | .05–6.3 | 60 minutes, Minimum |
| | 8-16 | 30 minutes, Minimum |
| 210% | .05–16 | 30 minutes, Maximum |
| 275% | .05–4 | 0.01 sec., Min. ; 2 sec. Max. |
| | 5–6.3 | 0.01 sec., Min. ; 3 sec. Max. |
| | 8-16 | 0.04 sec., Min. ; 20 sec. Max. |
| 400% | .05–6.3 | .003 sec., Min. ; 0.3 sec. Max. |
| | 8-16 | .01 sec., Min. ; 1.0 sec. Max. |
| 1000% | .05–6.3 | .02 seconds, Maximum |
| | 8-16 | .03 seconds, Maximum |

INTERRUPTING RATING:

| | |
|------------|---------------------------------------|
| 0.05 - 10A | 1500A @ 250 VAC, 0.7-0.8 power factor |
| 12.5 - 16A | 750A @ 250 VAC, 1.0 power factor |
| 12.5 - 16A | 1000A @ 125 VAC, 1.0 power factor |

ORDERING INFORMATION:

| Cartridge Catalog Number | Ampere Rating | Voltage Rating | Nominal Resistance Cold Ohms | Nominal Melting I ² t A ² Sec. |
|--------------------------|---------------|----------------|------------------------------|--|
| 216.050P | .050 | 250 | 15.90 | 0.00019 |
| 216.063P | .063 | 250 | 10.45 | 0.00054 |
| 216.080P | .080 | 250 | 7.885 | 0.00084 |
| 216.100P | .100 | 250 | 5.793 | 0.00450 |
| 216.125P | .125 | 250 | 3.675 | 0.00545 |
| 216.160P | .160 | 250 | 5.349 | 0.00576 |
| 216.200P | .200 | 250 | 3.350 | 0.00438 |
| 216.250P | .250 | 250 | 2.350 | 0.00891 |
| 216.315P | .315 | 250 | 1.850 | 0.015 |
| 216.400P | .400 | 250 | 0.907 | 0.036 |
| 216.500P | .500 | 250 | 0.866 | 0.169 |
| 216.630P | .630 | 250 | 0.465 | 0.179 |
| 216.800P | .800 | 250 | 0.295 | 0.288 |
| 216 001.P | 1 | 250 | 0.237 | 0.180 |
| 216 1.25P | 1.25 | 250 | 0.153 | 0.477 |
| 216 01.6P | 1.6 | 250 | 0.111 | 1.008 |
| 216 002.P | 2 | 250 | 0.076 | 1.870 |
| 216 02.5P | 2.5 | 250 | 0.058 | 2.697 |
| 216 3.15P | 3.15 | 250 | 0.037 | 6.700 |
| 216 004.P | 4 | 250 | 0.025 | 14.966 |
| 216 005.P | 5 | 250 | 0.018 | 27.460 |
| 216 06.3P | 6.3 | 250 | 0.014 | 56.429 |
| 216 008.P | 8 | 250 | 0.012 | 64.316 |
| 216 010.P | 10 | 250 | 0.008 | 154.339 |
| 216 12.5P | 12.5 | 250 | 0.00615 | 158.5 |
| 216 015.P | 15 | 250 | 0.00445 | 384.0 |
| 216 016.P | 16 | 250 | 0.00445 | 384.0 |



ENVIRONMENTAL SPECIFICATIONS:

Operating temperature: -55°C to 125°C

Thermal Shock:

MIL-STD-202F Method 107G, Test Condition B:
(5 cycles -65°C to +125°C)

Vibration:

MIL-STD-202F Method 201A

Humidity:

MIL-STD-202F Method 103B, Test Condition A. high relative humidity (95%) and elevated temperature (40°C) for 240 hours.

Salt Spray:

MIL-STD-202F Method 101D, Test Condition B

PHYSICAL SPECIFICATIONS:

Material: Body: Ceramic
Cap: Nickel Plated Brass
Leads: Tin Plated Copper
Filler Sand (160mA – 16A)

Terminal Strength:

MIL-STD-202F Method 211A, Test Condition A

Solderability:

Reference IEC 60127 Second Edition 2003-01 Annex A

Product Marking:

Cap 1: current and voltage rating.
Cap 2: Agency approval markings.

Packaging:

Available in Bulk (V=5, H=100, M=1000 pcs/pkg) or on Tape/Reel (MRET1=1000 pcs/reel).

Axial Lead and Cartridge Fuses

Designed to IEC Standard

RoHS **Pb** **5 x 20 mm** Fast-Acting Fuse 216P Series

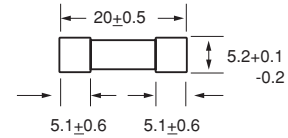


Agency Approvals

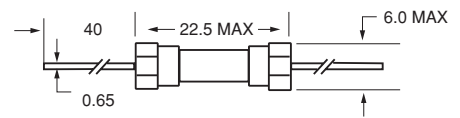
| Agency Approvals | | Ampere Range |
|------------------|---|---------------------------|
| | Certificate No. Cartridge NBK250702-E10480 A & C NBK250702-E10480 E Leaded NBK250702-E10480 B & D NBK250702-E10480 F | 1A – 10A |
| | Certificate No. 2003010207079960 2002010207007594 | 50mA – 800mA 1A – 6.3A |
| | Certificate No. SU05001-2013 | 1A – 10A |
| | Recognised File No. E10480 Guide No. JDYX2 | 50mA – 10A |
| | File No. 029862 Acc. Class No. LR1422-30 | |
| | Licence No. KM41462 | 1A – 6.3A |
| | File No. 9851193, 0149272, 0147099 and 312378, 508639, 601025 | 50mA – 10A, 16A |
| | Licence No. 40013834 | 50mA – 6.3A 8A - 10A* |
| | Licence No. 40016442 | 12.5A* |
| | | 50mA – 16A |

*Approval for cartridge versions only

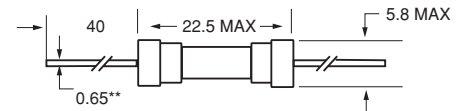
0216 000P



**0216.050 XEP
to
0216.800 XEP**



**0216001.XEP
to
0216016.XEP**



All dimensions in mm

**Ratings above 6.3A have 0.8 mm diameter lead

Average Time Current Curves

