


5 x 20mm Fuses

S501 Series, Fast-Acting, Ceramic Tube

Description

- Fast-acting high breaking capacity
- Optional axial leads available
- 5 x 20mm physical size
- Ceramic tube with silver-plated (50mA-400mA) and nickel-plated (500mA-10A) endcaps.
- Designed to IEC 60127-2



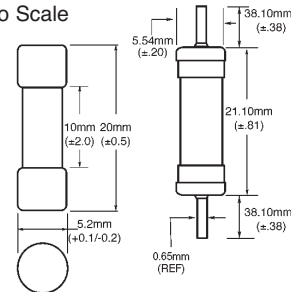
Electrical Characteristics							
I _n	1.5 I _n		2.1 I _n		4 I _n		10 I _n
	min	max	min	max	min	max	max
50mA-4A	60 min	30 min	10 ms	2 sec	3 ms	300 ms	20 ms
5A-6.3A	60 min	30 min	10 ms	3 sec	3 ms	300 ms	20 ms
8A-10A	30 min	30 min	40 ms	20 sec	10 ms	1 s	30 ms

Agency Information

- cURus: File E19180, Guide JDYX2, JDYX8
- CSA Component Acceptance: File 53787
- SEMKO Approval: File 413779
- VDE Approval: File 40015517
- IMQ Approval: File EB405
- CCC Approval: File 2005010207155691
- BSI Approval: File KM55676

Dimensions - mm

Drawing Not to Scale



Ordering

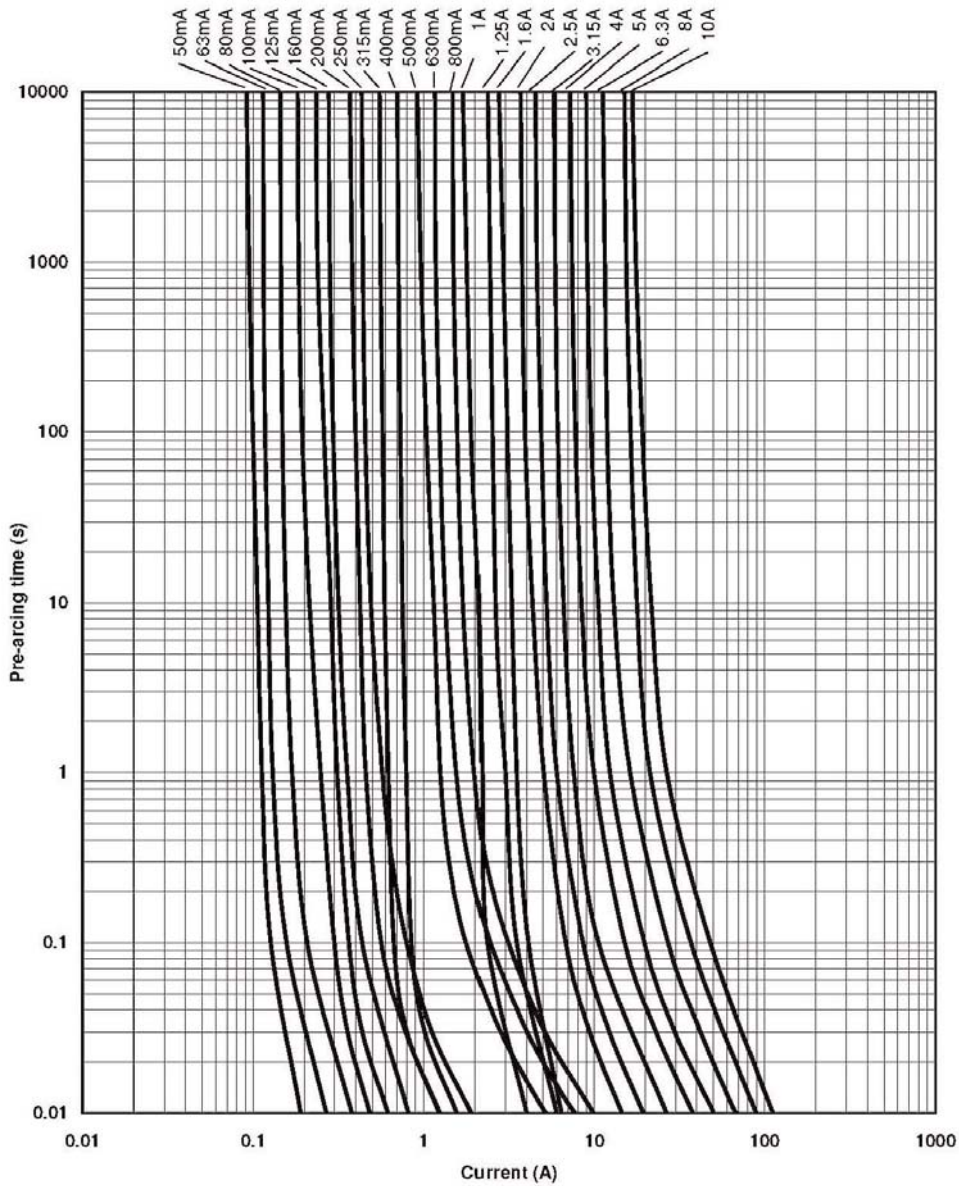
- Specify packaging, product, and option code
- Ratings above 6.3A have a 0.8mm diameter lead
- With TR2 packaging code, lead wire length is 19.05mm

Specifications

Product Code	Voltage Rating Vac	Interrupting Rating at Rated Voltage (50Hz) Vac	Typical DC Cold Resistance (Ω)*	Typical Melting I [†] t (amps)	Typical Voltage Drop (mV)†	Agency Approvals							
						IMQ	VDE	BSI	SEMKO	cURus	CCC	MITI/JET	CSA
S501-50-R	250	1500	157.5	0.0017	9000	X	X	X	X	X	X		X
S501-63-R	250	1500	39.0	0.0005	3300					X	X		X
S501-80-R	250	1500	27.9	0.0011	2600					X	X		X
S501-100-R	250	1500	20.0	0.0018	2300					X			X
S501-125-R	250	1500	12.3	0.0037	1900					X			X
S501-160-R	250	1500	8.5	0.008	1600	X	X	X	X	X	X		X
S501-200-R	250	1500	6.0	0.02	1350	X	X	X	X	X	X		X
S501-250-R	250	1500	4.4	0.027	1300	X	X	X	X	X	X		X
S501-315-R	250	1500	3.3	0.01	1400	X	X	X	X	X	X		X
S501-400-R	250	1500	2.2	0.018	1200					X			X
S501-500-R	250	1500	0.460	0.038	1050	X	X	X	X	X	X		X
S501-630-R	250	1500	0.340	0.064	1200					X			X
S501-800-R	250	1500	0.245	0.097	490	X	X	X	X	X	X		X
S501-1-R	250	1500	0.231	0.146**	330		X		X	X	X	X	
S501-1.25-R	250	1500	0.176	0.313**	297				X	X	X	X	
S501-1.6-R	250	1500	0.113	0.748**	239		X		X	X	X	X	
S501-2-R	250	1500	0.073	2.0	205	X	X	X	X	X	X	X	X‡
S501-2.5-R	250	1500	0.053	3.9	190	X	X	X	X	X	X	X	X‡
S501-3.15-R	250	1500	0.037	8.1	160	X	X	X	X	X	X	X	X‡
S501-4-R	250	1500	0.027	14	160	X	X	X	X	X	X	X	X‡
S501-5-R	250	1500	0.019	25	155	X	X	X	X	X	X	X	X‡
S501-6.3-R	250	1500	0.014	48	150	X	X	X	X	X	X		X
S501-8-R	250	1500	0.009	N/A	N/A	X	X	X	X	X			X
S501-10-R	250	1500	0.008	N/A	N/A	X	X	X	X	X			X

* DC Cold Resistance (measured at <10% of rated current)
 ** I[†]t of 1A, 1.25A & 1.6A is measured at 10I_n DC
 † Typical Voltage Drop (voltage drop was measured at 20°C ambient temperature at rated current)
 ‡ CSA approvals on these ratings will not be marked on the fuse cap

Time -Current Curve



Packaging Code	
Packaging Code	Description
BK	100 fuses packed into a cardboard carton
BK1	1,000 fuses packed into a poly bag
TR2	1,500 fuses packed into tape on a reel (19.05mm lead wire length)

Option Code	
Option Code	Description
V	Axial leads - copper tinned wire with nickel-plated brass endcaps

The only controlled copy of this Data Sheet is the electronic read-only version located on the Cooper Bussmann Network Drive. All other copies of this document are by definition uncontrolled. This bulletin is intended to clearly present comprehensive product data and provide technical information that will help the end user with design applications. Cooper Bussmann reserves the right, without notice, to change design or construction of any products and to discontinue or limit distribution of any products. Cooper Bussmann also reserves the right to change or update, without notice, any technical information contained in this bulletin. Once a product has been selected, it should be tested by the user in all possible applications.

Life Support Policy: Cooper Bussmann does not authorize the use of any of its products for use in life support devices or systems without the express written approval of an officer of the Company. Life support systems are devices which support or sustain life, and whose failure to perform, when properly used in accordance with instructions for use provided in the labeling, can be reasonably expected to result in significant injury to the user.

Mouser Electronics

Authorized Distributor

Click to View Pricing, Inventory, Delivery & Lifecycle Information:

Cooper Bussmann:

[BK/S501-250-R](#) [BK/S501-6.3-R](#) [BK/S501-50-R](#) [BK/S501-5-R](#) [BK/S501-500-R](#) [BK/S501-3.15-R](#) [BK/S501-200-R](#)
[BK/S501-2.5-R](#) [BK/S501-2-R](#) [BK/S501-125-R](#) [BK/S501-100-R](#) [BK/S501-4-R](#) [BK/S501-800-R](#) [S501-10-R](#)