


Distributed by:

JAMECO[®]
ELECTRONICS

www.Jameco.com ♦ 1-800-831-4242

The content and copyrights of the attached
material are the property of its owner.

Jameco Part Number 1156154



Features

- Multiturn / Wirewound / Sealed
- [Listed on the QPL](#) for style [RT22](#) per MIL-R-27208 and [RTR22](#) per High-Rel MIL-R-39015
- [Panel Mount option](#) available
- RoHS compliant*

3250 - 1/2" Square Trimming Potentiometer

Electrical Characteristics

Standard Resistance Range...10 to 50K ohms
(see standard resistance table)
Resistance Tolerance.....±5 % std.
(tighter tolerance available)
Absolute Minimum Resistance
.....0.1 % or 1 ohm max. (whichever is greater)
Noise.....100 ohms ENR max.
ResolutionSee Resistance Table
Insulation Resistance.....500 vdc.
1,000 megohms min.
Dielectric Strength
Sea Level.....1,000 vac
80,000 Feet.....400 vac
Adjustment Travel.....25 turns nom.

Environmental Characteristics

Power Rating @ 85 °C1.0 watt
Power Rating @ 150 °C0 watt
Temperature Range.....-65 °C to +150 °C
Temperature Coefficient.....±50 ppm/°C
Seal Test85 °C Fluorinert[†] (pin styles only)
HumidityMIL-STD-202 Method 106
(2 % ΔTR; 100 Megohms IR)
Vibration30 G
(1 % ΔTR; 0.5 % + resolution ΔVR)
Shock100 G
(1 % ΔTR; 0.5 % + resolution ΔVR)
Load Life
.....1,000 hours 1.0 watt @ 85 °C
(2 % ΔTR; 500 ohms ENR)
Rotational Life.....200 cycles
(2 % ΔTR; 500 ohms ENR)

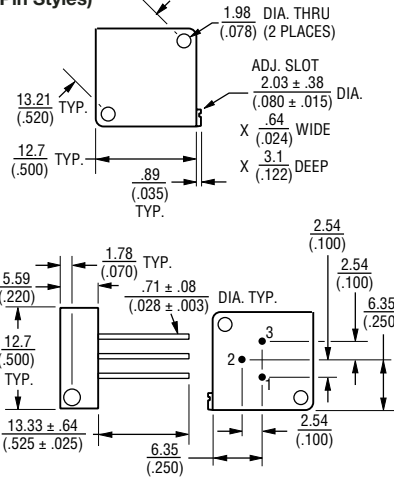
Physical Characteristics

Torque5.0 oz-in. max.
Mechanical StopsWiper idles
Terminals.....Solderable printed circuit pins
Flexible leads (7 strands of 30 AWG)
Weight0.06 oz.
Machine Screw Mounting
Torque12 oz-in. max.
Marking.....Manufacturer's trademark,
resistance code, terminal numbers,
date code, manufacturer's model
number and style
Wiper50 % (Actual TR) ±10 %
Flammability.....U.L. 94V-0
Standard Packaging
P&W Styles.....25 pcs. per tube
L Style.....25 pcs. per bag
Adjustment ToolH-90

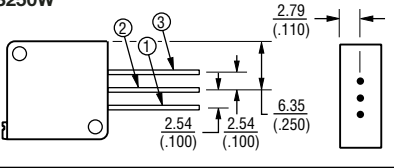
Product Dimensions

3250P

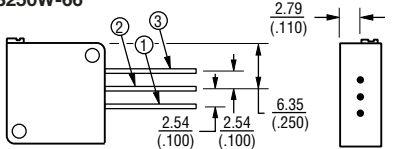
Common Dimensions (Pin Styles)



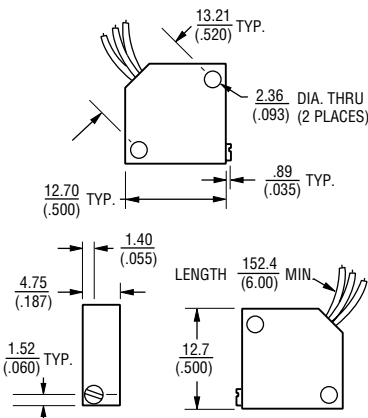
3250W



3250W-66



3250L



How To Order

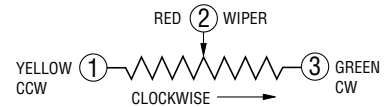
3250 L - 1 - 103 M
Model _____
Style _____
Standard or Modified
Product Indicator _____
-1 = Standard Product
Resistance Code _____
Optional Suffix Letter _____
M = Panel Mount
(Factory Installed)

Consult factory for other available options.

Standard Resistance Table

Resistance (Ohms)	Nominal Resistance Code	Resolution (Percent)
10	100	1.30
20	200	1.00
50	500	0.80
100	101	0.90
200	201	0.70
500	501	0.60
1,000	102	0.40
2,000	202	0.30
5,000	502	0.25
10,000	103	0.19
20,000	203	0.16
25,000	253	0.14
50,000	503	0.13

Popular values listed in boldface. Special resistances available.



TOLERANCES: ± 0.25 (.010) EXCEPT WHERE NOTED

DIMENSIONS ARE: $\frac{\text{MM}}{(\text{INCHES})}$