



Features

- Single Turn / Cermet / Industrial / Sealed
- Available on tape and reel
- Available with a knob for finger adjust
- Available with extended shaft
- Available with cross-slot rotor
- Top and side adjust types (F, P, H, W, X most popular)

- RoHS compliant* version available
- For trimmer applications/processing guidelines, [click here](#)

3386 - 3/8" Square Trimpot® Trimming Potentiometer

Electrical Characteristics

Standard Resistance Range 10 ohms to 2 megohms
(see standard resistance table)
Resistance Tolerance ±10 % std.
(tighter tolerance available)
Absolute Minimum Resistance 2 ohms max.
Contact Resistance Variation 2 % or 3 ohms max.
(whichever is greater)
Adjustability
Voltage ±0.05 %
Resistance ±0.15 %
Resolution Infinite
Insulation Resistance 500 vdc.
1,000 megohms min.
Dielectric Strength
Sea Level 900 vac
70,000 Feet 350 vac
Adjustment Angle 280 ° nom.

Environmental Characteristics

Power Rating (300 volts max.)
85 °C 0.5 watt
125 °C 0 watt
Temperature Range ... -55 °C to +125 °C
Temperature Coefficient ... ±100 ppm/°C
Seal Test 85 °C Fluorinert†
Humidity MIL-STD-202 Method 103
96 hours
(2 % ΔTR, 10 Megohms min.)
Vibration 30 G (1 % ΔTR; 1 % ΔVR)
Shock 100 G (1 % ΔTR; 1 % ΔVR)
Load Life.. 1,000 hours 0.5 watt @ 70 °C
(3 % ΔTR; 1 % or 1 ohm,
whichever is greater, CRV)
Rotational Life 200 cycles
(4 % ΔTR; 1 % or 1 ohm,
whichever is greater, CRV)

Physical Characteristics

Mechanical Angle 310 ° nom.
Torque 5.0 oz-in. max.
Stop Strength 15.0 oz-in. min.
Terminals Solderable pins
Weight 0.03 oz.
Marking Manufacturer's
trademark, resistance code,
wiring diagram, date code,
manufacturer's model
number and style
Flammability U.L. 94V-0
Standard Packaging 50 pcs. per tube
Wiper 50 % (Actual TR) ±10 %
Adjustment Tool H-90

Product Dimensions

Common Dimensions Side Adjust Models B,C,J,X



3386B



3386C



3386J



3386X



Common Dimensions Side Adjust Models H,S,W



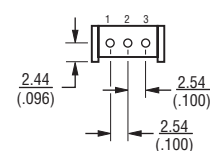
3386H



3386S



3386W



DIMENSIONS: $\frac{\text{MM}}{\text{(INCHES)}}$

TOLERANCES: ± $\frac{0.25}{(.010)}$ EXCEPT WHERE NOTED

Standard Resistance Table

Resistance (Ohms)	Resistance Code
10	100
20	200
50	500
100	101
200	201
500	501
1,000	102
2,000	202
5,000	502
10,000	103
20,000	203
25,000	253
50,000	503
100,000	104
200,000	204
250,000	254
500,000	504
1,000,000	105
2,000,000	205

Popular distribution resistance values listed in boldface. Special resistances available.

How To Order

3386 P - 1 - 103 T LF

Model _____
Style _____
Standard or Modified _____
Product Indicator _____
-1 = Standard Product
-EY5 = Extended Shaft
Resistance Code _____
Optional Suffix Letter _____
T = Knob**
Packaging Designator _____
Blank = Tube (Standard)
R = Tape & Reel (W and U Pin Styles Only)
A = Ammo Pack (W and U Pin Styles Only)

Terminations _____
LF = 100 % Tin-plated (RoHS compliant)
Blank = 90 % Tin / 10 % Lead-plated (Standard)

**Knob option is available only in standard tube packaging.
Consult factory for other available options.

*RoHS Directive 2002/95/EC Jan 27, 2003 including Annex.
†"Fluorinert" is a registered trademark of 3M Co.

Specifications are subject to change without notice.

Customers should verify actual device performance in their specific applications.

3386 - 3/8" Square Trimpot® Trimming Potentiometer

BOURNS®

Product Dimensions

Common Dimensions Top Adjust Models F,G,K,P,R,U,V,Y



3386F



3386G



3386K



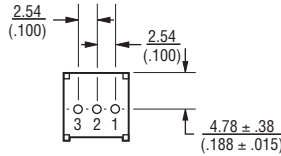
3386P



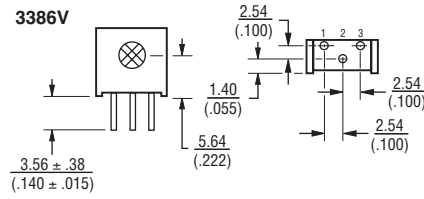
3386R



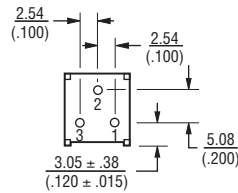
3386U



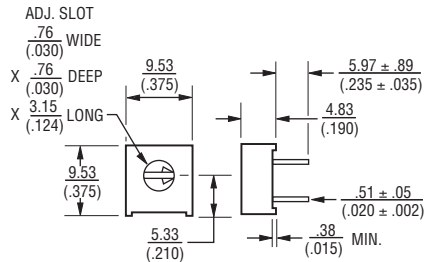
3386V



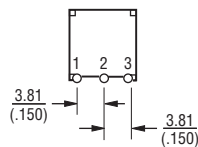
3386Y



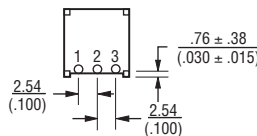
Common Dimensions Top Adjust Models M,T



3386M



3386T



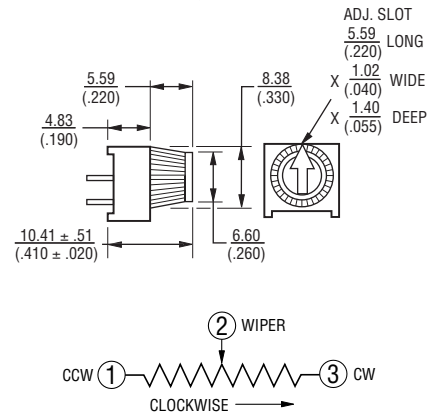
3386H-EY5 3386X-EY5 – SHOWN



3386P-EY5



The Model 3386 is available with a knob for finger adjustment. Add suffix letter "T" to order code for F, P and X terminal styles.



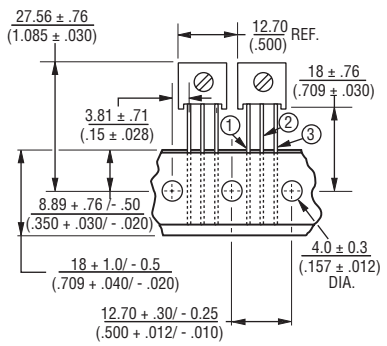
DIMENSIONS: MM (INCHES)
TOLERANCES: ± 0.25 (0.010) EXCEPT WHERE NOTED

3386 - 3/8 " Square Trimpot® Trimming Potentiometer

BOURNS®

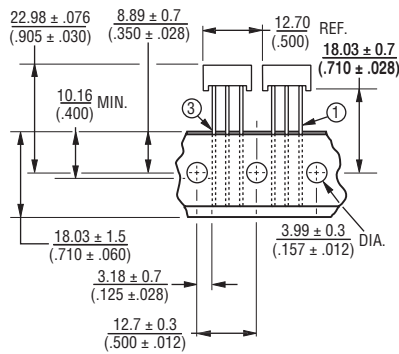
Packaging Specifications

SIDE ADJUST
3386W-1



ALL PINS IN-LINE ON $\frac{2.54}{(.100)}$ CENTER
DIMENSIONS: $\frac{MM}{(INCHES)}$
1000/REEL/BOX

TOP ADJUST
3386U-1



ALL PINS IN-LINE ON $\frac{2.54}{(.100)}$ CENTER
DIMENSIONS: $\frac{MM}{(INCHES)}$
1000/REEL/BOX

Meets EIA Specification 468.

DIMENSIONS: $\frac{MM}{(INCHES)}$

REV. 10/11

"Trimpot" is a registered trademark of Bourns, Inc.
Specifications are subject to change without notice.
Customers should verify actual device performance in their specific applications.